




Clara's Origami Dollar Heart

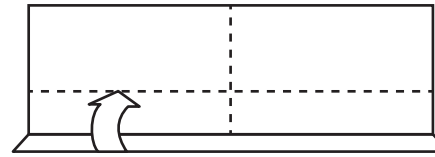
snigglezoo™
entertainment

Make a valentine heart from a folded one-dollar bill! Just follow the instructions below.

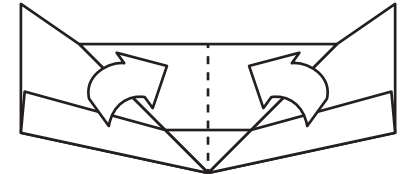
- ① Place bill face up. Crease bill vertically and horizontally.



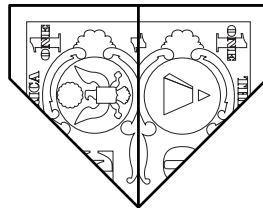
- ② Fold up bottom quarter to meet center crease.




- ③ Fold in both sides to meet in the middle.



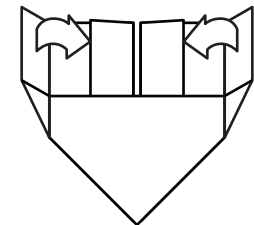
- ④ Bill should now look like this.



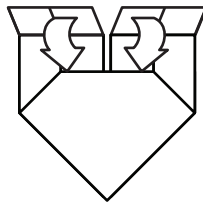
- ⑤ Turn bill over.



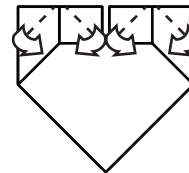
- ⑥ Fold in the sides.



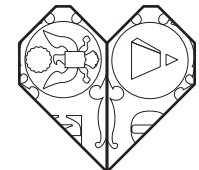
- ⑦ Fold down upper flaps.



- ⑧ Fold in corner triangles.



- ⑨ Turn your bill over.



Happy
Valentine's Day!

